

Unit 1

Preschool Activity Worksheets

Color: Red

Shape: Circle

Letters: A - C

Numbers: 1 - 3

Basic Skills: Same/Different

**This download may be reproduced for use in classrooms, groups
and homeschooling.**


Workbook Instructions:

- 1** Use the Monthly Worksheet Planner, found at the beginning of this unit, to help organize the learning activities for the month.
- 2** Each day, choose 1-2 activity sheets for your group or child to do. Select the type and amount of learning activities, after assessing your groups/preschooler's level of learning. Read the worksheet instructions to your preschooler(s) and help them complete it if needed.
- 3** When indicated, help your preschooler(s) cut out the necessary activity pieces.
- 4** Allow these worksheets to supplement hands-on learning activities. Each week, read books, set out hands-on learning materials and toys, that correspond to the learning content of the week.

Make Learning Fun!

CURRICULUM WORKSHEET PLANNER

Month:



Notes:

Monday	Tuesday	Wednesday	Thursday	Friday	Saturday	Sunday
<div></div>	<div></div>	<div></div>	<div></div>	<div></div>	<div></div>	<div></div>
<div></div>	<div></div>	<div></div>	<div></div>	<div></div>	<div></div>	<div></div>
<div></div>	<div></div>	<div></div>	<div></div>	<div></div>	<div></div>	<div></div>
<div></div>	<div></div>	<div></div>	<div></div>	<div></div>	<div></div>	<div></div>

Notes:

Week 1

Color of the Month: Red
Shape of the Month: Circle
Letter of the Week: Aa
Number of the Week: 1
Basic Skills: Same/Different

Curriculum Lesson Notes:

Throughout the day, point out things that begin with the letter A, and items that equal the number 1.

Play games like: I Spy With My Little Eye Something That is Red.


Point out items that are shaped like a Circle.

Supply toys, read books and flashcards that cover the entire alphabet, numbers 1-10, and all of the basic colors and shapes.

This month, provide lessons through play and picture books that help to teach the concept of Same & Different.

Name: _____


Red Fire Engine



Color the Fire Engine - Red.
Find something in the room that is red.


Name: _____

Circles



Color the circles - Red.

A is For **Alligator**



Color the Alligator


* * * * Say the Alphabet With Someone * * * *

A B C D E F G H
I J K L M N O P Q
R S T U V W X Y Z

Name: _____

Number Coloring

Color the number cookie.




One

* * * * * Count to 10 * * * * *


1 2 3 4 5 6 7 8 9 10

Name: _____



A is for Apple


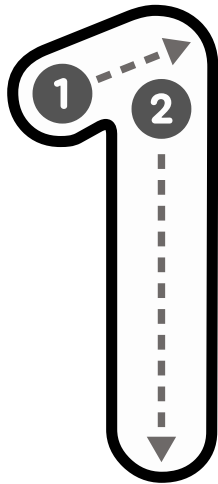
Color the A and the
Apple - Red.



* * * Say the alphabet and find the letter A * * *

A B C D E F G H
I J K L M N O P Q
R S T U V W X Y Z

Name: _____




Airplane

Trace inside the number and color the picture.

* * * * * Count to 10 * * * * *


1 2 3 4 5 6 7 8 9 10

Name: _____



A is for Acorn

Color the A and the
Acorn - Brown.






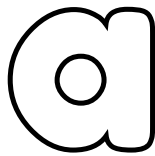


* * * Say the alphabet and find the letter A * * *

A B C D E F G H
I J K L M N O P Q
R S T U V W X Y Z


Name: _____

Tracing Practice

- 1) Trace the path from the big A to little a.
- 2) Color the acorn, apple and alligator.



Name: _____



Color the picture.


* * * * * Count to 10 * * * * *

1 2 3 4 5 6 7 8 9 10

Name: _____

1. Trace inside the letter A with your finger.

2. Color the letter A.



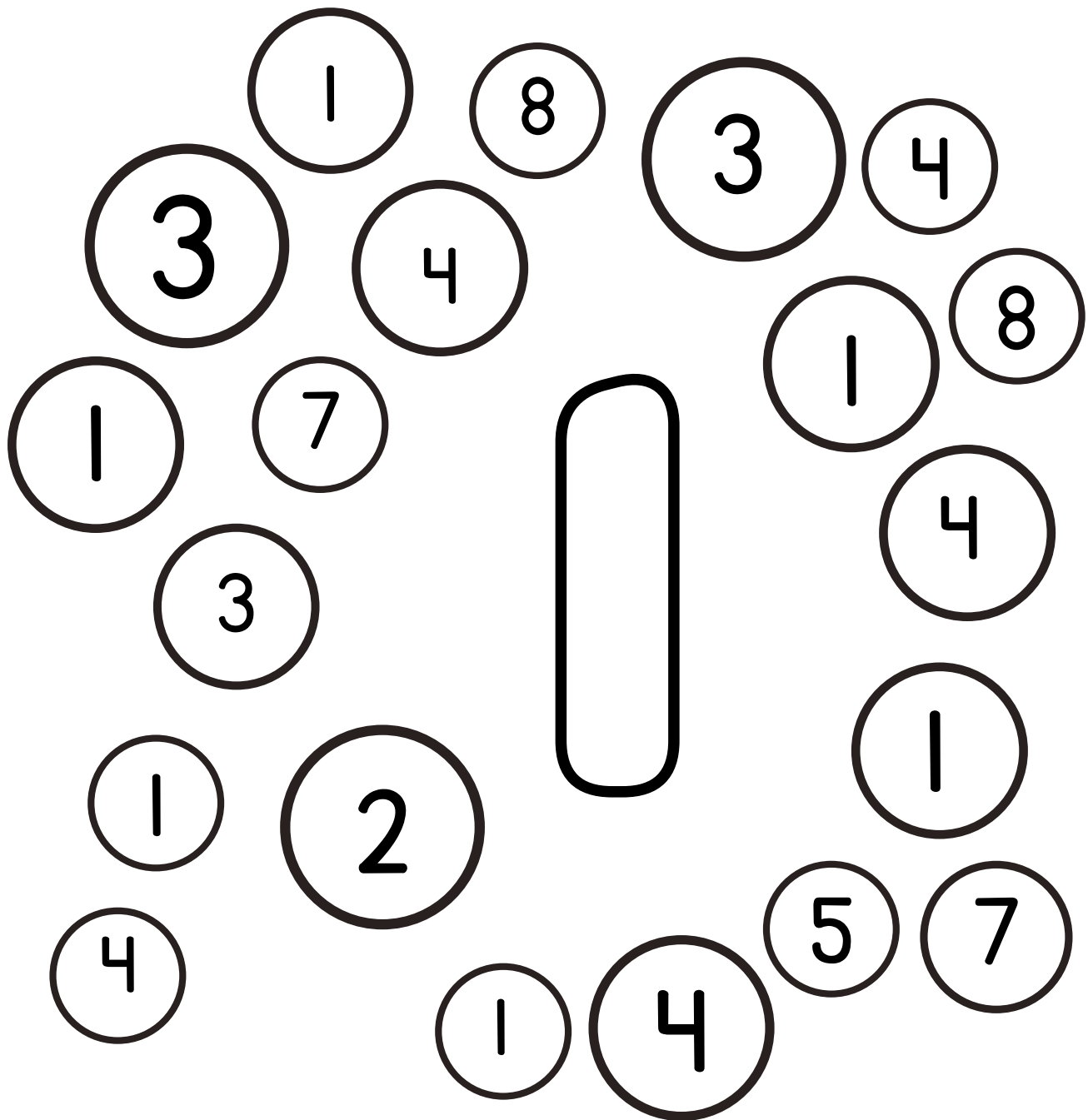
* * * * Practice saying the alphabet * * * *

A B C D E F G H
I J K L M N O P Q
R S T U V W X Y Z

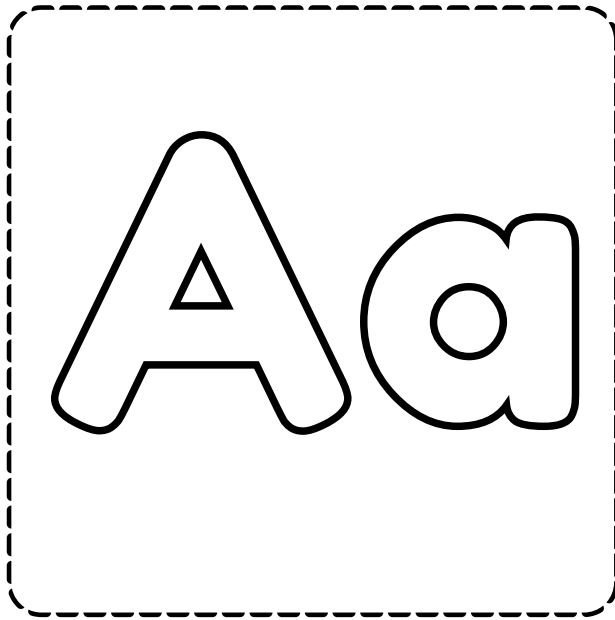
Name: _____

Color the Number


Find the number 1s and color them red.






Name: _____



A is for Alligator
Color the Aa - Red
Color the Alligator - Green.



Color the picture that starts with the letter A.




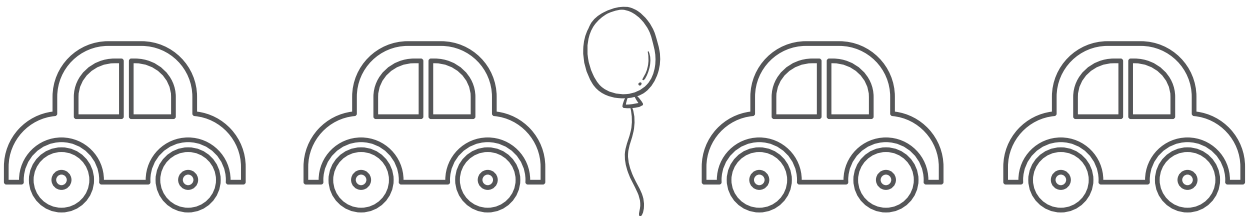

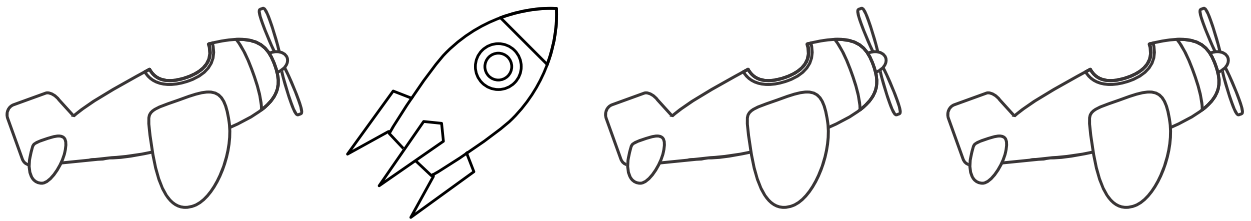

* * * * Practice saying the alphabet * * * *

A B C D E F G H
I J K L M N O P Q
R S T U V W X Y Z

Name: _____

Same/Different

Color the item that is *different* in each row.




All About Number 1



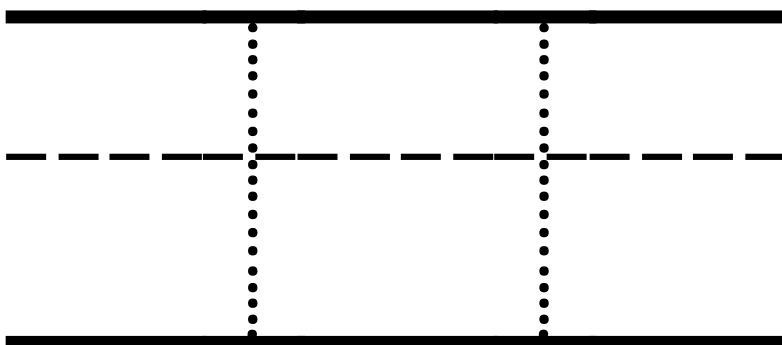
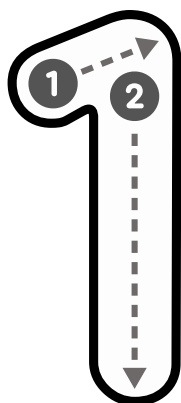
Make 1 with your finger.
Color the hand - Red.



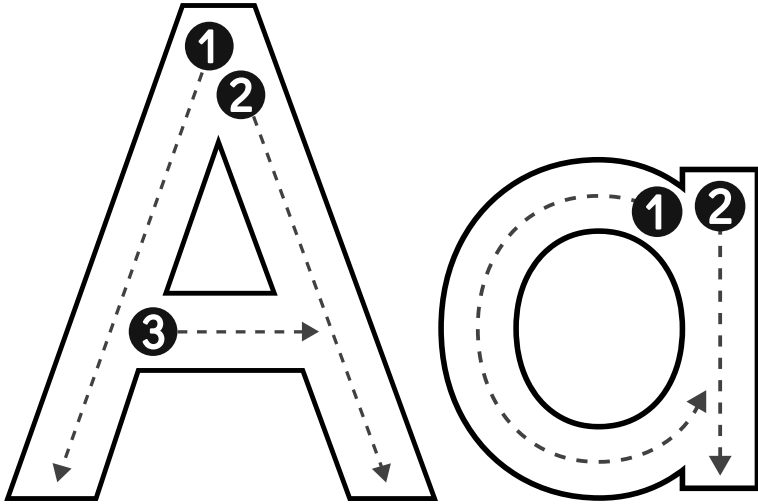
How many lamps are there?
Color the lamp - Purple.




Practice tracing the number 1.



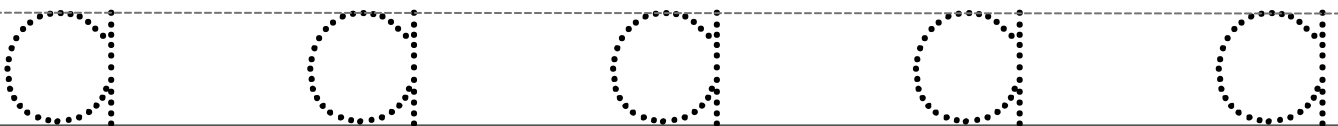
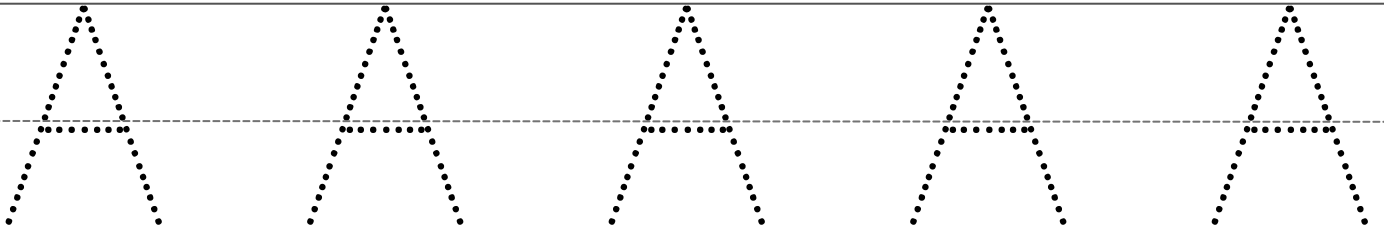
Name: _____



Practice tracing the letters.

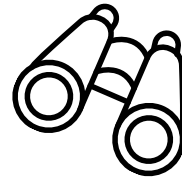


A is for alligator.



Unit 1 Sight Words

- 1) Cut out the sight word cards below.
- 2) Say each word and spell it out.
- 3) Store the cards in a small plastic bag.



a

in


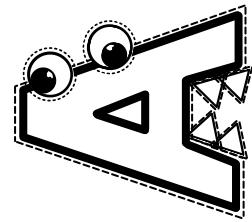
to

the


it

red

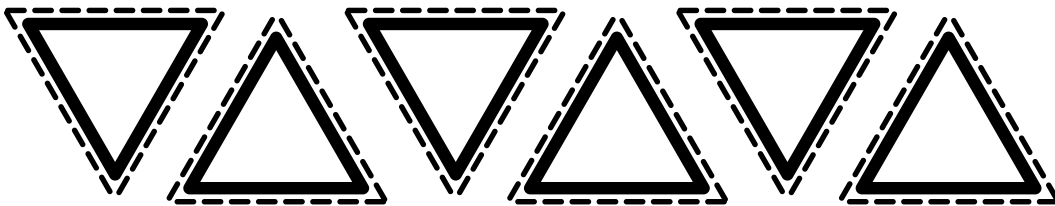
A is for Alligator



eyes



teeth



Color the letter A. Cut out the pieces and glue them onto a sheet of colored construction paper to make an alligator.

Week 2

Color of the Month: Red
Shape of the Month: Circle
Letter of the Week: Bb
Number of the Week: 2
Basic Skills: Same/Different

Curriculum Lesson Notes:

Throughout the day, point out things that begin with the letter B, and items that equal the number 2.

Play games like: I Spy With My Little Eye Something That is Red.

Point out items that are shaped like a Circle.



Supply toys, read books and flashcards that cover the entire alphabet, numbers 1-10, and all of the basic colors and shapes.

This month, provide lessons through play and picture books that help to teach the concept of Same & Different.

Name: _____



Red

Fire Hat

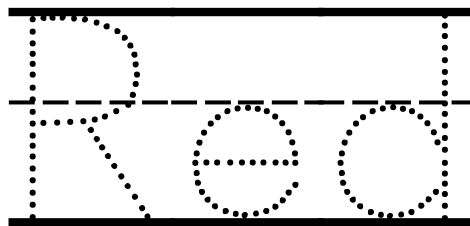


Apple

Strawberries



Hearts




Color all of the items red, then trace the word - Red.


Name: _____

Circle Find

Find all of the circles in the space below, then color them red.



B is For **Bear**



Color the Bear


* * * * Practice saying the alphabet * * * *

A B C D E F G H
I J K L M N O P Q
R S T U V W X Y Z

Name: _____

Number Coloring

Color the number cookie.




Two

* * * * * Count to 10 * * * * *

1 2 3 4 5 6 7 8 9 10


Name: _____



B is for Banana

Color the letter B any color.


Color the Banana - Yellow.



* * * Say the alphabet and find the letter B * * *

A B C D E F G H
I J K L M N O P Q
R S T U V W X Y Z

Name: _____




Balloons

Trace inside the number, then count and color the picture.

* * * * * Count to 10 * * * * *

1 2 3 4 5 6 7 8 9 10

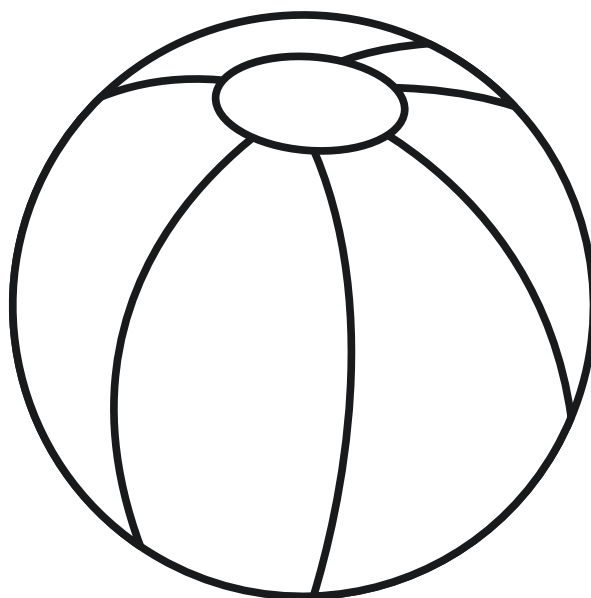
Name: _____



B is for Ball

Color the letter B any color.


Color the Ball - Red.



* * * Say the alphabet and find the letter B * * *

A B C D E F G H
I J K L M N O P Q
R S T U V W X Y Z

Name: _____



Color the picture.


* * * * * Count to 10 * * * * *

1 2 3 4 5 6 7 8 9 10

Name: _____

1. Trace inside the letter B with your finger.

2. Color the letter B.




What sound does the letter B make?


* * * * Practice saying the alphabet * * * *

A B C D E F G H
I J K L M N O P Q
R S T U V W X Y Z



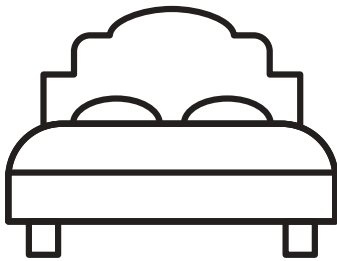
Name: _____



B is for Butterfly
Color the Bb - Purple.
Color the Butterfly - Pink.



Color the picture that starts with the letter B.




* * * * Practice saying the alphabet * * * *

A B C D E F G H
I J K L M N O P Q
R S T U V W X Y Z

Name: _____

Color the Number


Find the number 2s and color them red.



Name: _____

Tracing Practice

Trace the path from the big B to little b.

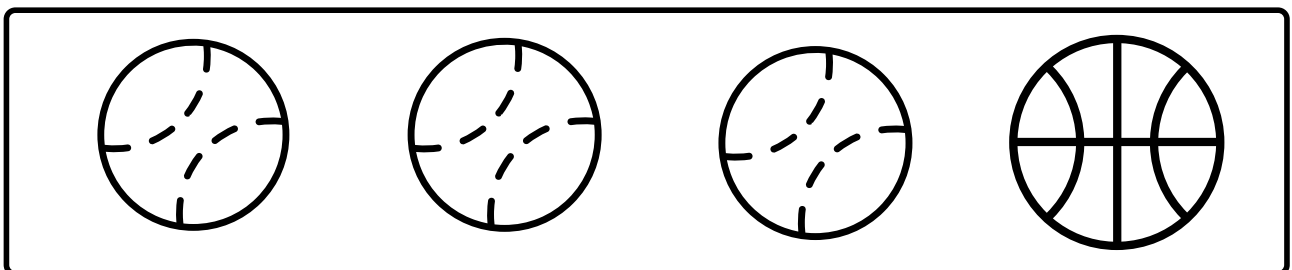



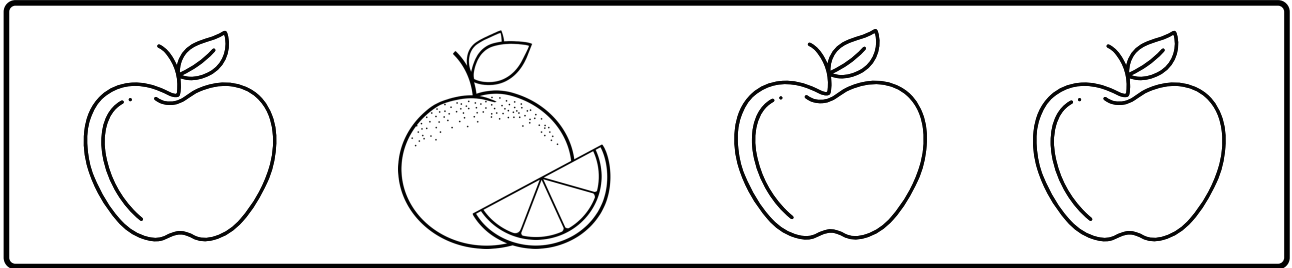


Color the bear, ice cream and the bee.


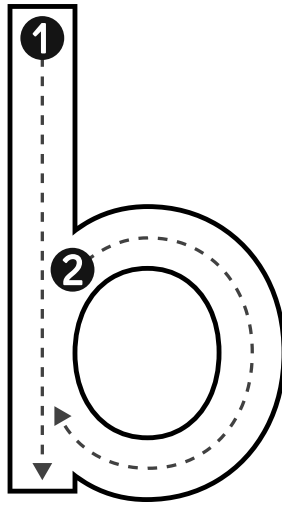
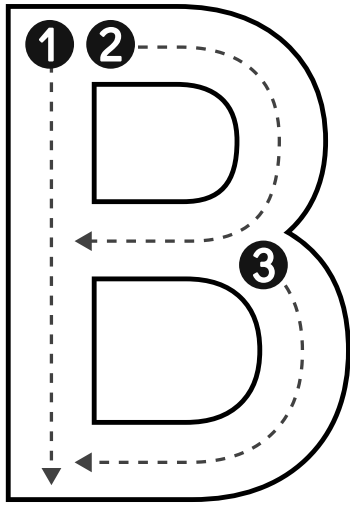
Name: _____

Same/Different

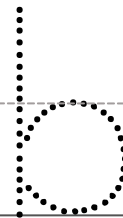
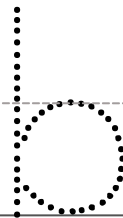
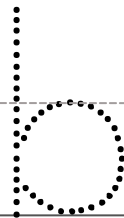
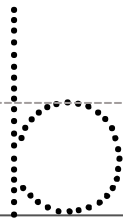
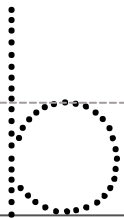
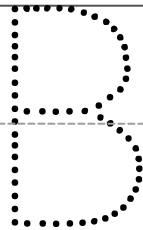
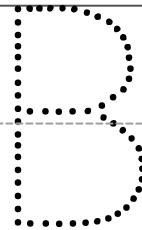
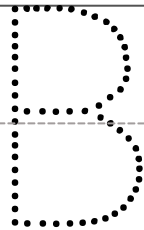
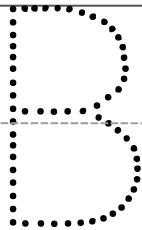
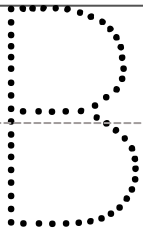
Look at the objects in each box.
Color the objects that are the **same**.



Name: _____




B is for baby.




All About Number 2



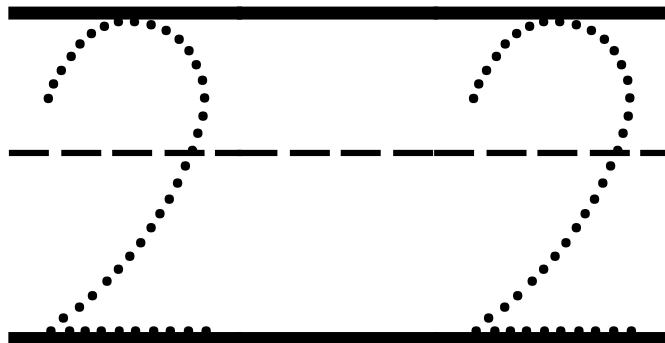
Hold up 2 fingers.
Color the hand - Orange.




How many cherries are there?
Color the cherries - Red.



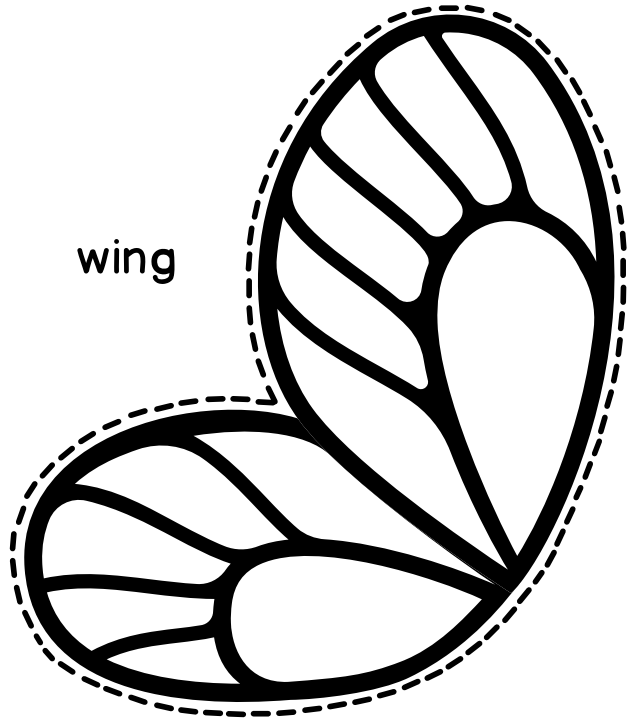
Practice tracing the number 2.




B is for butterfly



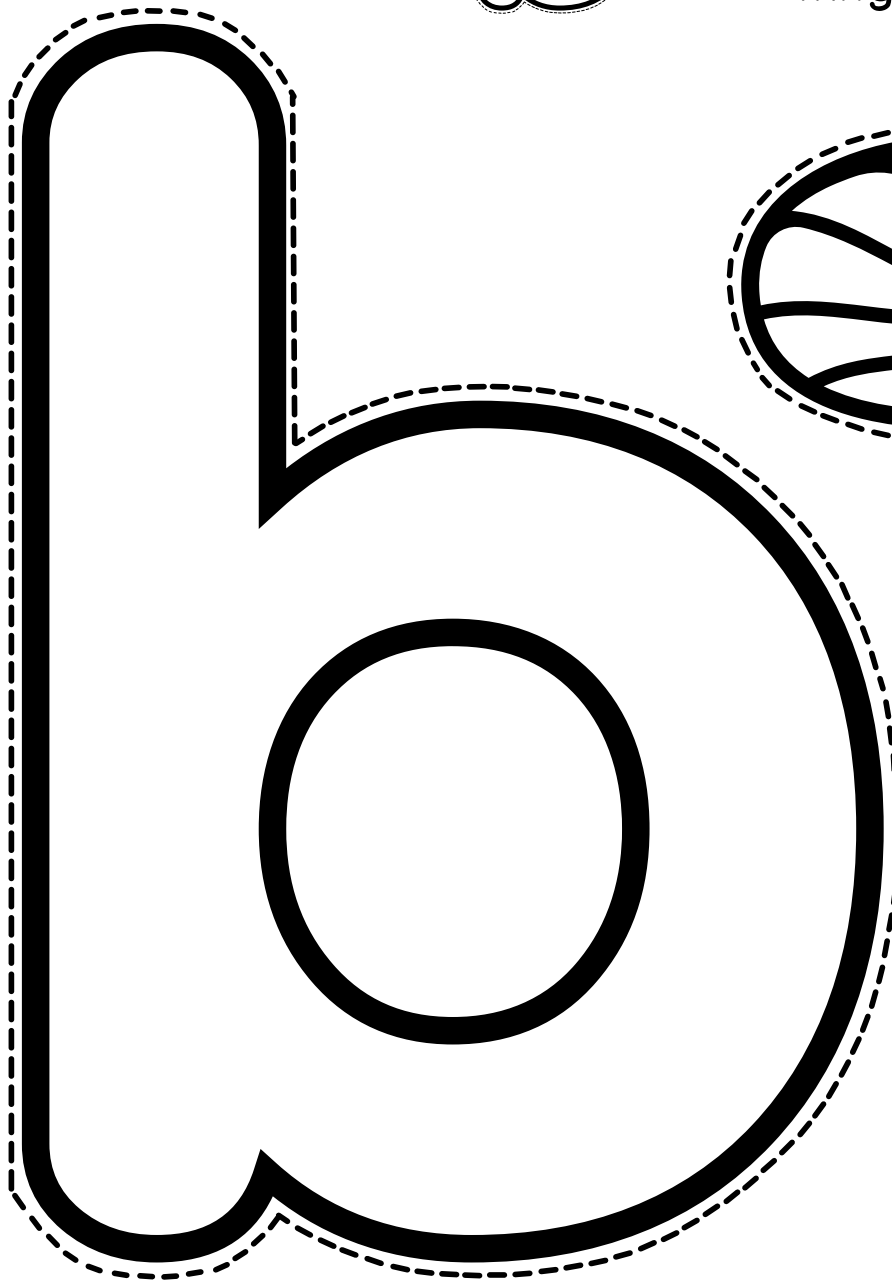

wing



antennae



eyes



Color the letter b. Cut out the pieces and glue them onto a sheet of colored construction paper to make a butterfly.

Week 3

Color of the Month: Red
Shape of the Month: Circle
Letter of the Week: Cc
Number of the Week: 3
Basic Skills: Same/Different

Curriculum Lesson Notes:

Throughout the day, point out things that begin with the letter C, and groups of items that equal the number 2.

Play games like: I Spy With My Little Eye Something That is Red.

Point out items that are shaped like a Circle.




Supply toys, read books and flashcards that cover the entire alphabet, numbers 1-10, and all of the basic colors and shapes.

This month, provide lessons through play and picture books that help to teach the concept of Same & Different.

Name: _____



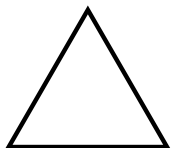


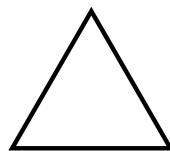

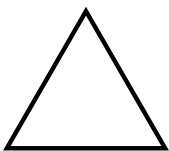
Red

Color the items red in the section below.



Red


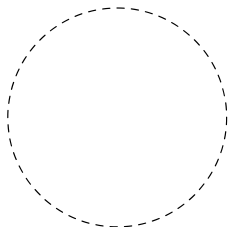
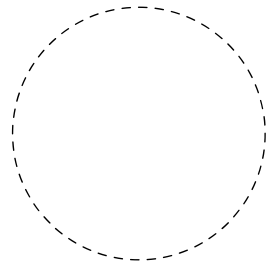
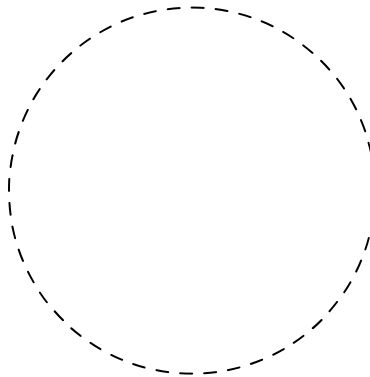
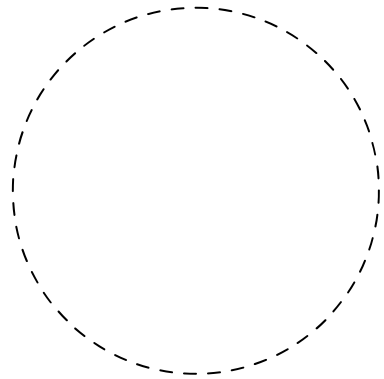
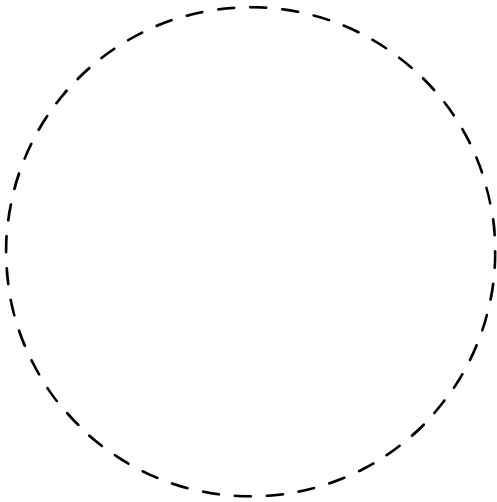
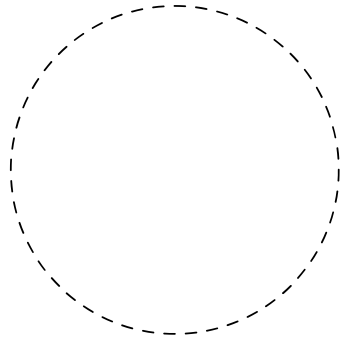
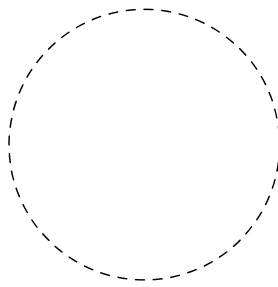
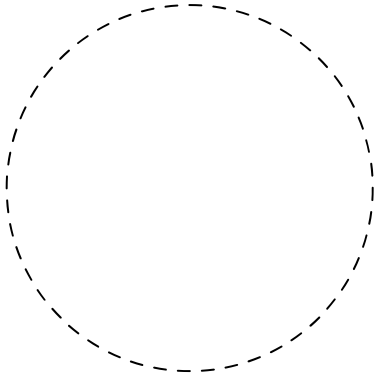
Color the circles red in the section below.




Name: _____

I Can Draw Circles

Trace the circles.



C is For **Cat**



Color the Cat


* * * * Practice saying the alphabet * * * *

A B C D E F G H
I J K L M N O P Q
R S T U V W X Y Z

Name: _____

Number Coloring

Color the number cookie.




Three

* * * * * Count to 10 * * * * *

1 2 3 4 5 6 7 8 9 10


Name: _____



C is for Car

Color the letter C any color.

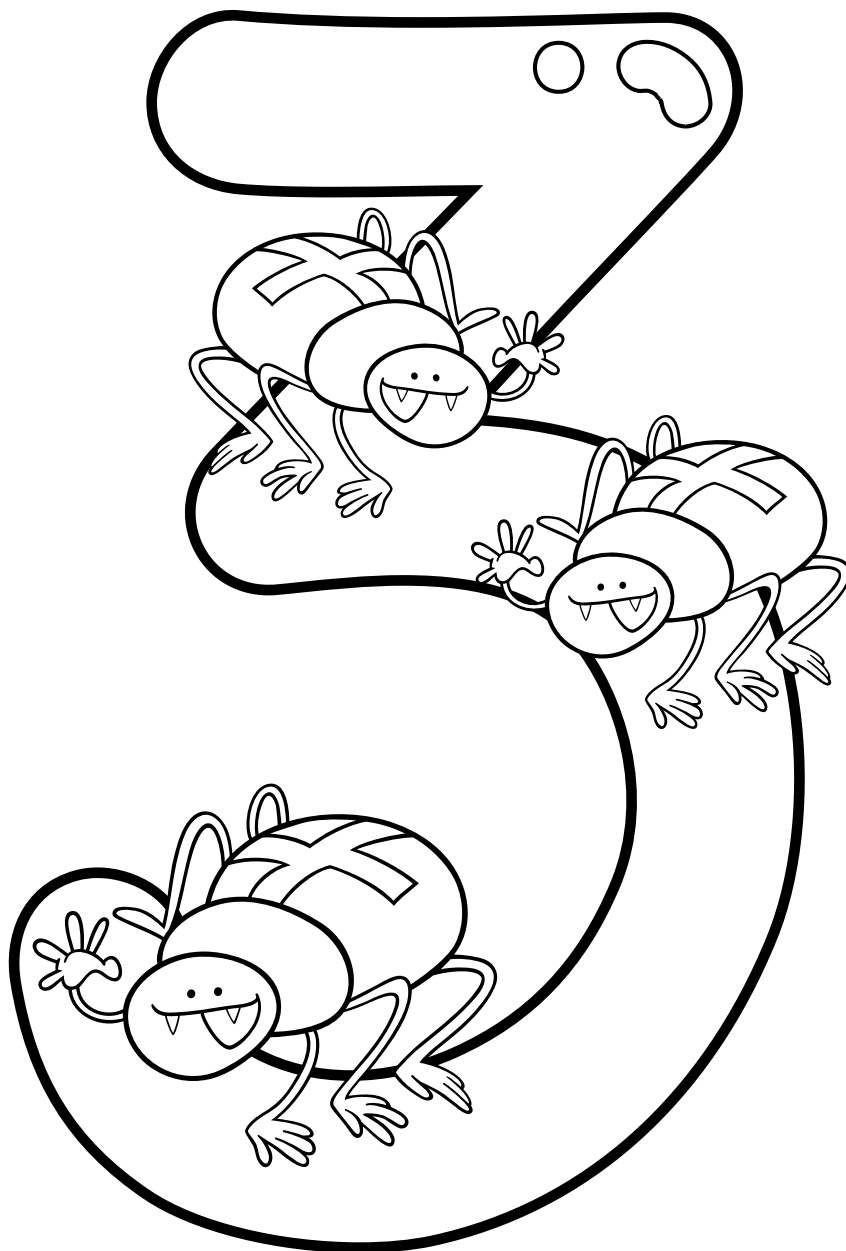
Color the Car - Red.



* * * Say the alphabet and find the letter C * * *

A B C D E F G H
I J K L M N O P Q
R S T U V W X Y Z

Name: _____




Color the picture.

* * * * * Count to 10 * * * * *

1 2 3 4 5 6 7 8 9 10

Name: _____



C is for Cake

Color the letter C any color.

Color the Cake - Orange.




* * * * Practice Saying the Alphabet * * * *

A B C D E F G H
I J K L M N O P Q
R S T U V W X Y Z

Name: _____

Color the Number


Find the number 3s and color them red.



Name: _____

1. Trace inside the letter C with your finger.

2. Color the letter C.




* * * * Practice Saying the Alphabet * * * *

A B C D E F G H
I J K L M N O P Q
R S T U V W X Y Z


Name: _____

Tracing Practice

Trace the path from the big C to little c.




Color the car red.

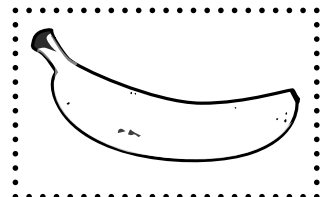
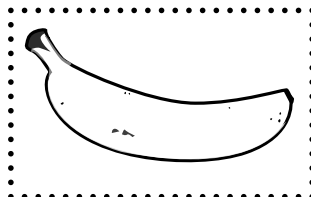
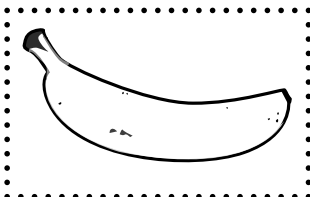


Name: _____


3 three




Color 3 bananas then cut and paste the bananas on the tree.



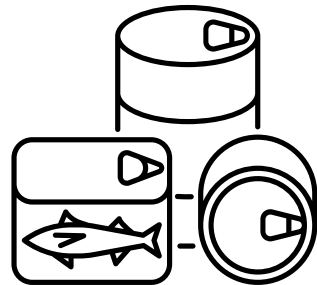
Name: _____



C is for Cap
Color the letter Cc - Yellow.
Color the Cap - Red.



Color the picture that starts with the letter C.











* * * * Practice Saying the Alphabet * * * *

A B C D E F G H
I J K L M N O P Q
R S T U V W X Y Z


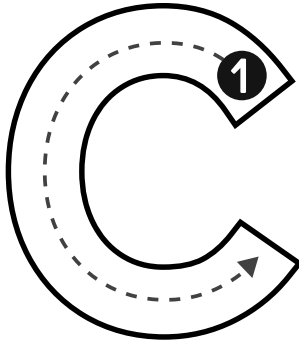
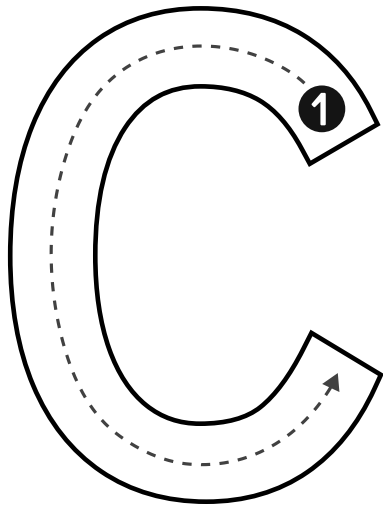
Name: _____

Same/Matching

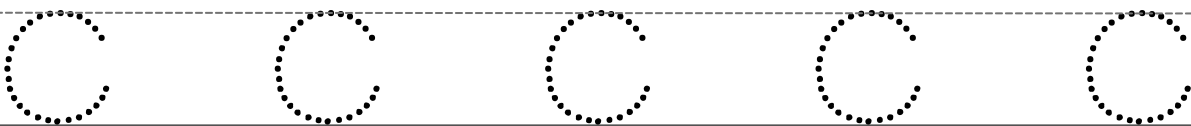
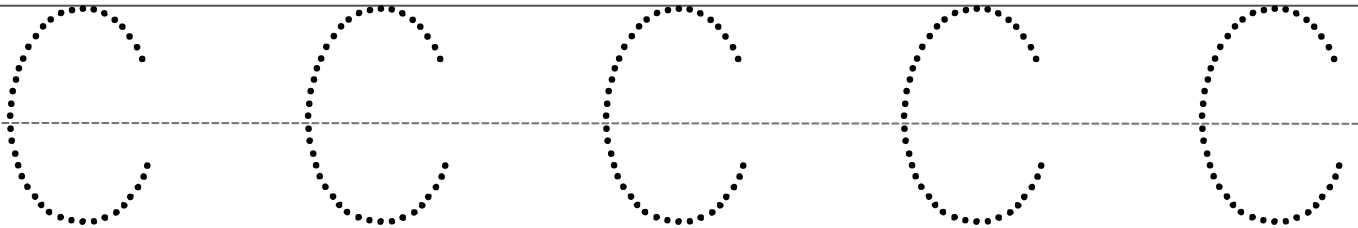
- 1) Draw a line to match the eggs that look the same.
- 2) Color all the eggs.



Name: _____




C is for carrot.




All About Number 3



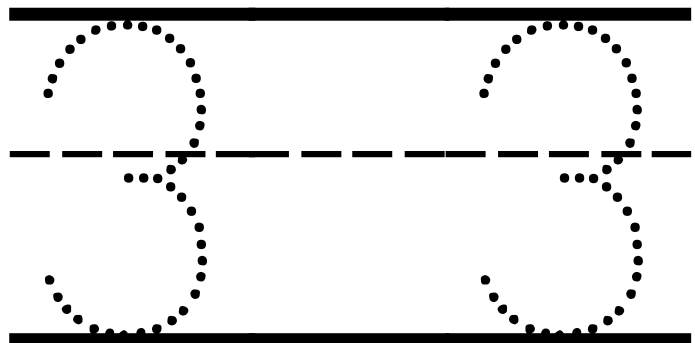
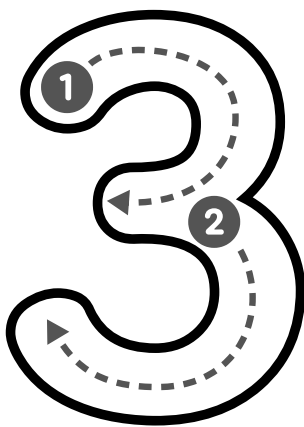
Make 3 with your fingers.
Color the hand - Red.



Count the leaves of the clover.
Color the clover - Green.



Practice tracing the number 3.






Cut & Paste Matching Cards

- 1) Color the alphabet cards below then cut them out.
- 2) Mix up the cards then match the letters to their picture cards.
- 3) Glue the matching cards onto a sheet of colored paper.

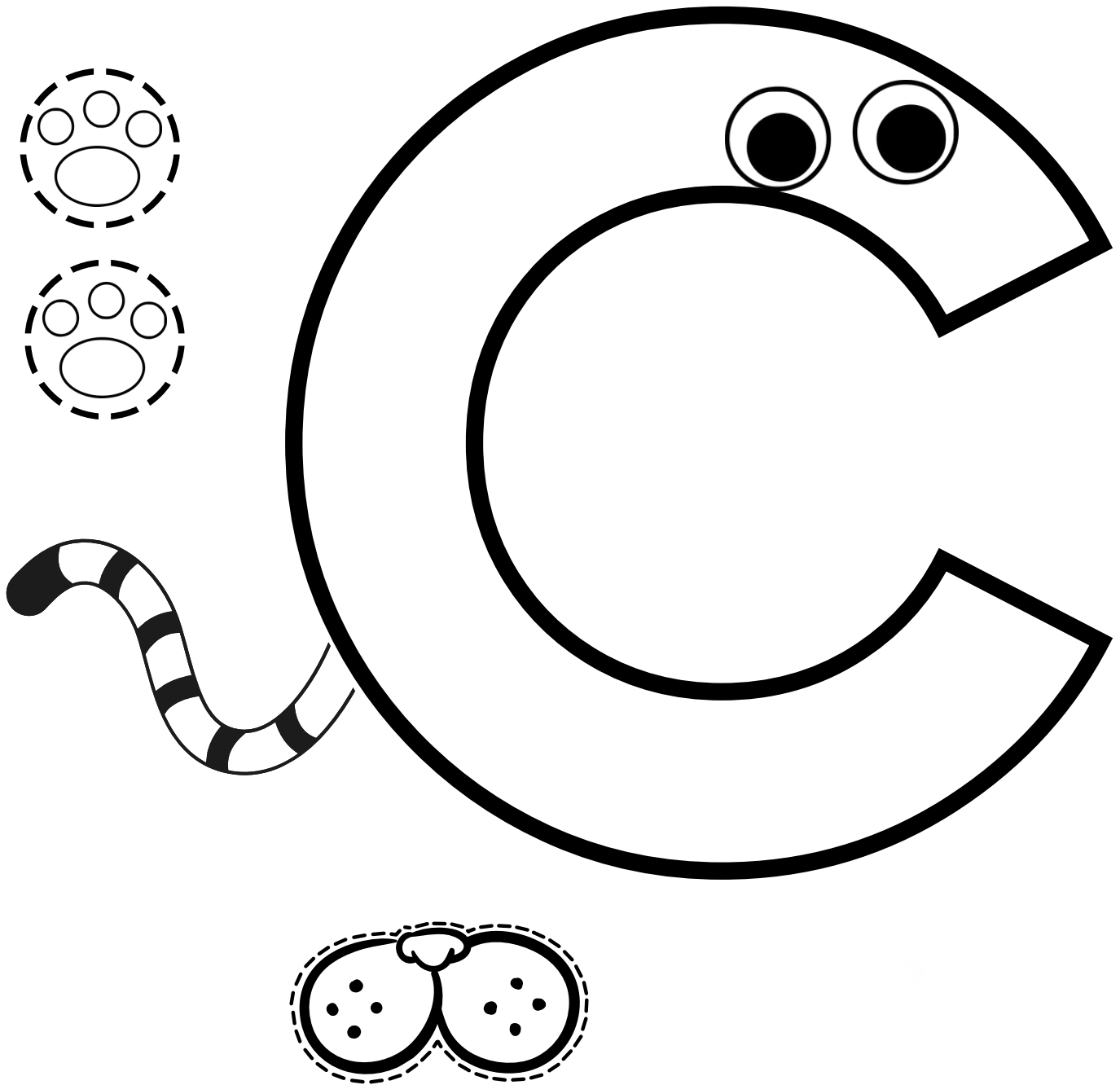
Aa

Bb

Cc




C is for Cat



Instructions:

- 1) Color the letter and the pieces.
- 2) Cut out the letter and the pieces.
- 3) Arrange the pieces to make an C-cat.
- 4) Glue the cut-outs onto a sheet of colored construction paper.



Week 4

Color of the Month: Red
Shape of the Month: Circle
Letter of the Week: Review
Number of the Week: Review
Basic Skills: Same/Different

Curriculum Lesson Notes:

Throughout the day, point out things that begin with the letters A,B & C, and groups of items that equal the number 3.

Play games like: I Spy With My Little Eye Something That is Red.

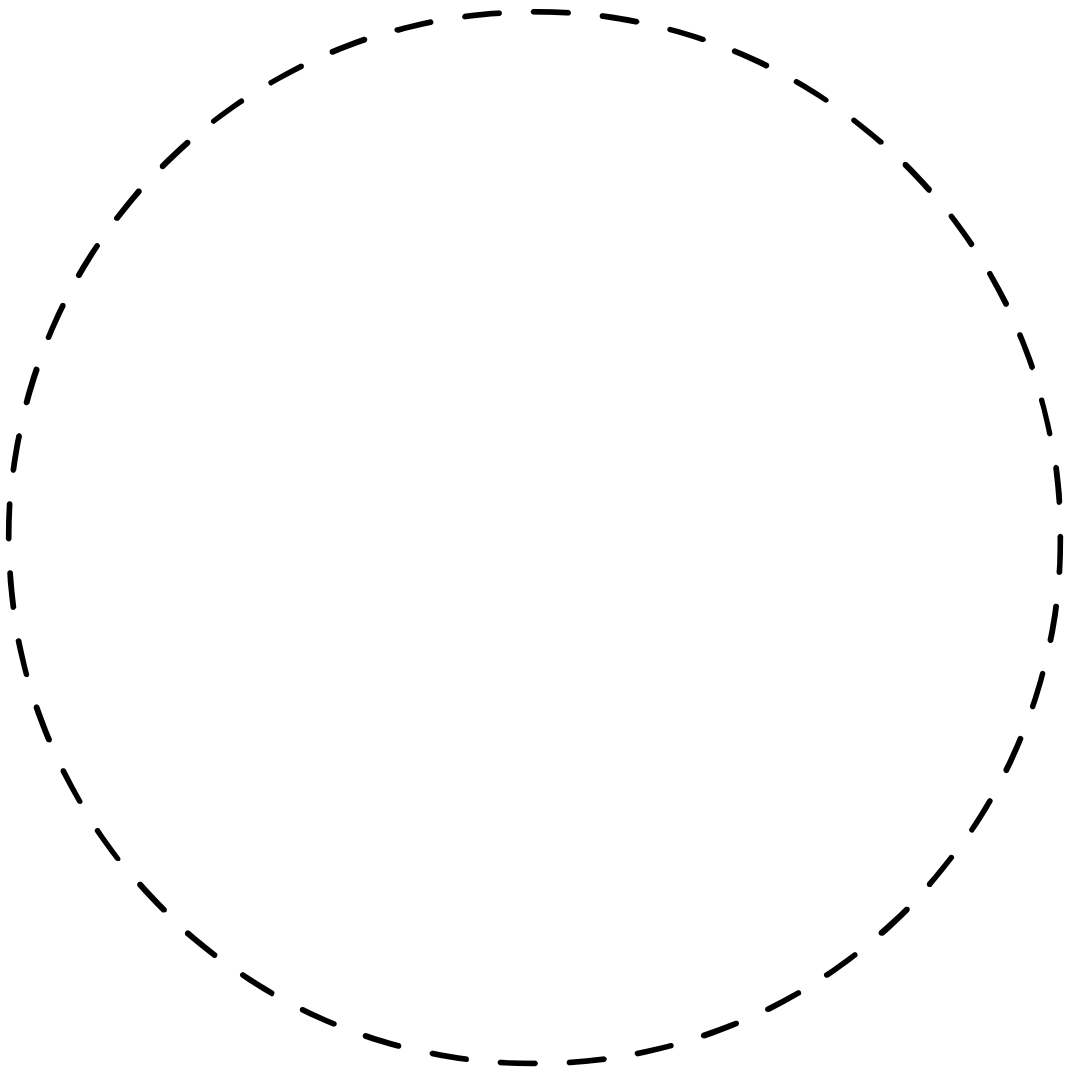
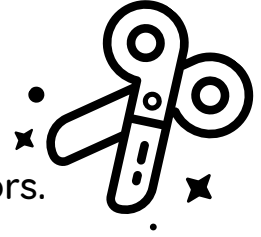
Point out items that are shaped like a Circle.

Supply toys, read books and flashcards that cover the entire alphabet, numbers 1-10, and all of the basic colors and shapes.

This month, provide lessons through play and picture books that help to teach the concept of Same & Different.

Trace, Color & Cut

- 1) Trace and color the circle red.
- 2) Cut out the circle with child-safe scissors.



Name: _____

Alphabet Matching

Draw a line to connect the matching letters.

Color the matching letters the same color.

A


C

B

A

C

B



* * * * Practice Saying the Alphabet * * * *


A B C D E F G H

I J K L M N O P Q

R S T U V W X Y Z

Name: _____

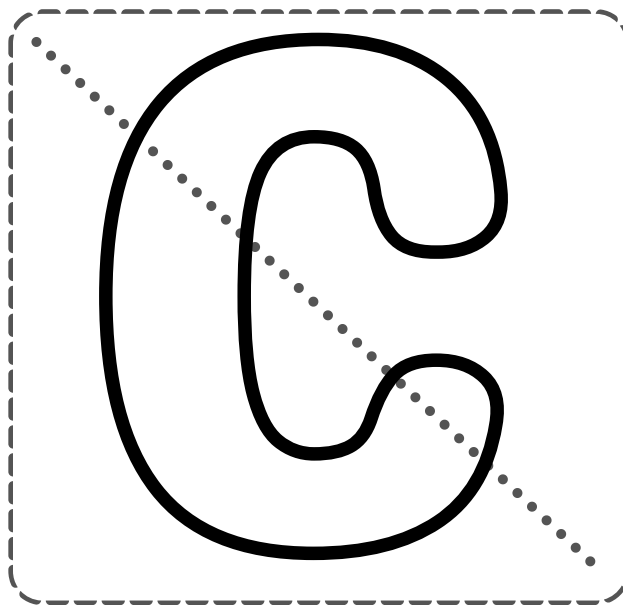
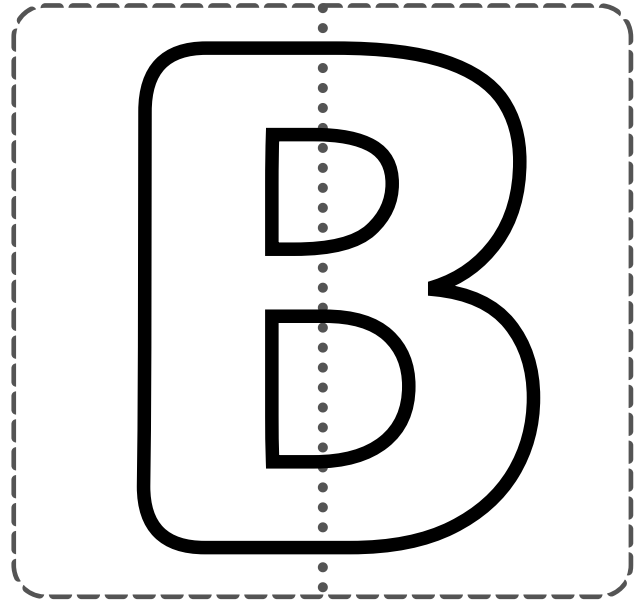
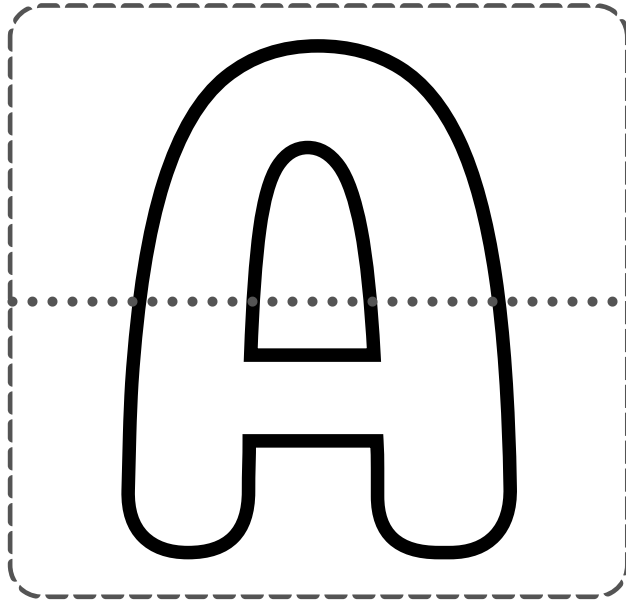
Hidden Numbers




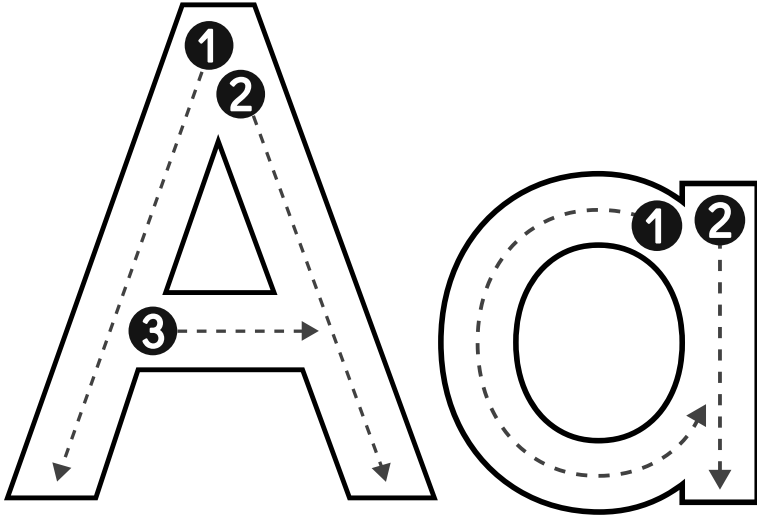
Color the picture and find the three hidden numbers.

Alphabet Puzzles

- 1) Color the alphabet letters.
- 2) Cut out the letter puzzles along the dotted lines.
- 3) Practice putting the letters back together again.
- 4) Store the puzzles in a small plastic bag.

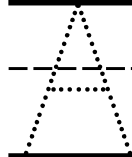


Name: _____



A is for Ant

Practice writing the letters.



Name: _____

Number Matching

Draw a line to the matching numbers.
Color the matching numbers the same color.

1

.....

1

2

3

3

2

* * * * * Count to 10 * * * * *






1 2 3 4 5 6 7 8 9 10

Name: _____

Picture Matching

Draw a line to connect the matching pictures.

Color the matching pictures the same color.



* * * * Practice Saying the Alphabet * * * *

A B C D E F G H


I J K L M N O P Q

R S T U V W X Y Z


Name: _____

Count How Many


Count and color the pictures in the boxes.
Circle the number showing the number amount.




1 2 3



1 2 3






1 2 3



1 2 3


Picture Puzzles

- 1) Color the picture puzzles.
- 2) Cut out the puzzles along the dotted lines.
- 3) Practice putting the pictures back together again.
- 4) Store the puzzles in a small plastic bag.




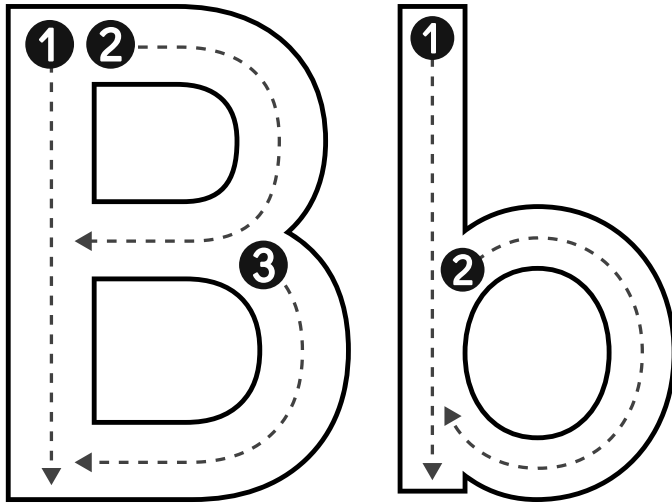
Name: _____

Hidden Numbers



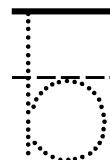
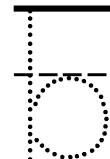
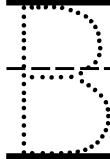
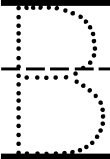
Color the picture and find the three hidden numbers.

Name: _____



B is for Bat

Practice writing the letters.



Cut & Paste Matching Cards

Color the number cards below, then cut them out.



Match the numbers to their picture amounts.

Glue the matching cards onto a sheet of colored paper.

1


2

3



Name: _____

Hidden Letters

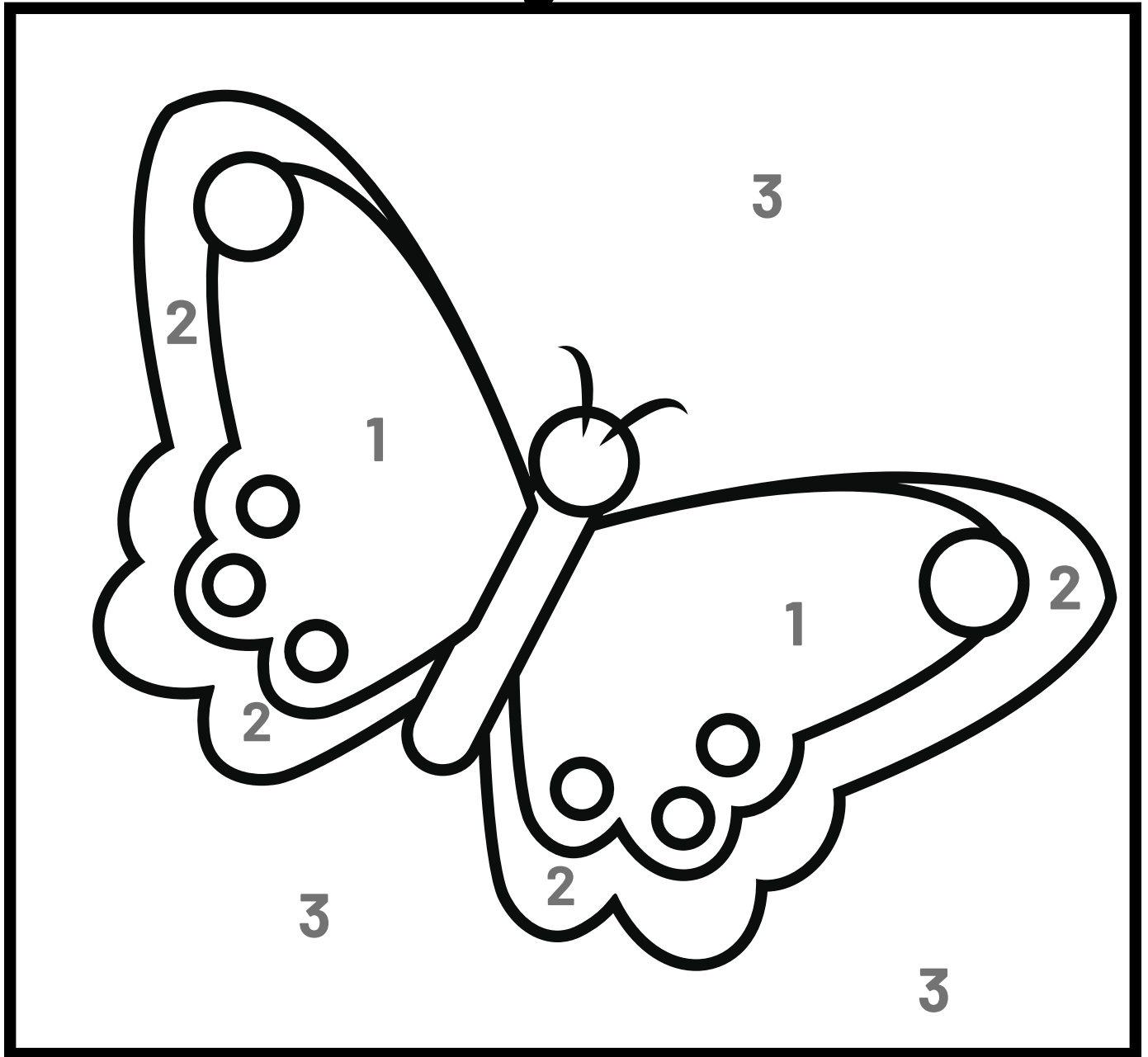


Color the picture and find the four hidden letters.

How many letters can you find? A's ____ B's ____ C's ____

Name: _____

Color by Numbers



1

Yellow

2

Orange



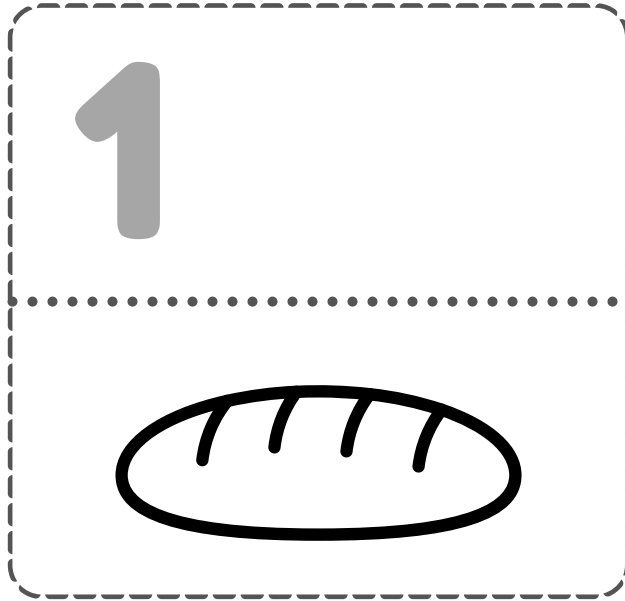
3

Blue

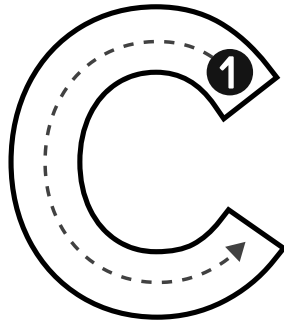
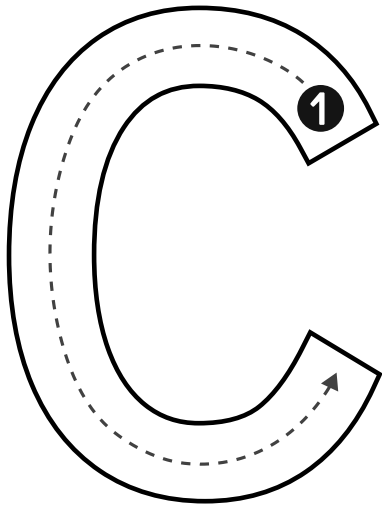
Use this key to color the picture.

Number Picture Puzzles

- 1) Color the picture puzzles.
- 2) Cut out the puzzles along the dotted lines.
- 3) Put the pictures back together again.
- 4) Store the puzzles in a small plastic bag.



Name: _____



C is for Cat

Practice writing the letters.

